

Intermec Machine inventory 2019

2014 Victor Vturn-P16 CNC Lathe

Technical specifications

Spindle motor power	7,5 kW
Spindle speed	6000 rpm
Max turning diameter	280 mm
Chuck size	170 mm
Max turning length	310 mm
Max bar capacity	42 mm
Max no of tools	12
Tool index time	0,2 sec
Rapid feed (X/Z)	30/30 m/min
Machine weight	3500 kg



2008 Doosan Lynx 220A CNC Lathe Bar Feeder, Parts catcher

Technical specifications

Spindle motor power	15 kW
Spindle speed	6000 rpm
Max turning diameter	290 mm
Chuck size	170 mm
Max turning length	322 mm
Max bar capacity	45 mm
Max no of tools	24
Tool index time	0,15 sec
Rapid feed (X/Z)	30/36 m/min
Machine weight	2900 k



2001 Victor Vturn-16 CNC Lathe

Technical specifications

Spindle motor power	9 kW
Spindle speed	6000 rpm
Max turning diameter	230 mm
Chuck size	170 mm
Max turning length	500 mm
Max bar capacity	40 mm
Max no of tools	12
Tool index time	1 sec
Rapid feed (X/Z)	20/24 m/min
Machine weight	4000 kg



2013 Victor Vturn-A20CV CNC Lathe C-axis, Live Tools

Technical specifications

Spindle motor power	15 kW
Spindle speed	6000 rpm
Max turning diameter	330 mm
Chuck size	170 mm
Max turning length	500 mm
Max bar capacity	52 mm
Max no of tools / live tools	12 / 12
Max live tool speed	3000 rpm
Tool index time	1 sec
Rapid feed (X/Z)	24/24 m/min
Machine weight	5800 kg



2014 Mori Seiki NLX2500/1250Y C-axis, Y-axis, Live Tools

Technical specifications

Spindle motor power	18,5 kW
Spindle speed	4000 rpm
Max turning diameter	366 mm
Chuck size	255 mm
Max turning length	1255 mm
Max bar capacity	80 mm
Max no of tools / live tools	24 / 12
Max live tool speed	10000 rpm
Tool index time	0,1 sec
Rapid feed (X/Z/Y)	30/30/10 m/min
Machine weight	7200 kg



2013 Victor Vturn-36 CNC Lathe C-axis, Live Tools

Technical specifications

Spindle motor power	26 kW
Spindle speed	2500 rpm
Max turning diameter	550 mm
Chuck size	310 mm
Max turning length	1290 mm
Max bar capacity	90 mm
Max no of tools / live tools	12 / 6
Max live tool speed	2500 rpm
Tool index time	1 sec
Rapid feed (X/Z)	12/15 m/min
Machine weight	9100 kg



2011 Biglia B446 Turn Center

Twin spindles, Twin turrets, Bar feeder and parts catcher

Technical specifications

Spindle motor power	11 / 7,5 kW
Spindle speed	5000 rpm
Max turning diameter	240 mm
Chuck size	165 mm
Max turning length	320 mm
Max bar capacity	40 mm
Max no of tools	12+12
Tool index time	0,15 sec
Rapid feed (X/Z)	20/24 m/min
Machine weight	6000 kg



2008 Biglia B445YSM Turn Mill Center

Twin spindles, Twin turrets, C-axis, Y-axis, Bar feeder and parts catcher

Technical specifications

Spindle motor power	15 / 11 kW
Spindle speed	5000 rpm
Max turning diameter	240 mm
Chuck size	165 mm
Max turning length	320 mm
Max bar capacity	45 mm
Max no of tools /live tools	12+12 / 12+12
Max live tool speed	4000 rpm
Tool index time	0,15 sec
Y-axis movement	100 mm
Rapid feed (X/Z)	20/24 m/min
Machine weight	6000 kg



2008 Biglia B470YSM Turn Mill Center

Twin spindles, Twin turrets, C-axis, Y-axis, Bar feeder and parts catcher

Technical specifications

Spindle motor power	26 / 15 kW
Spindle speed	4000 rpm
Max turning diameter	240 mm
Chuck size	210 mm
Max turning length	320 mm
Max bar capacity	65 mm
Max no of tools /live tools	12+12 / 12+12
Max live tool speed	4000 rpm
Tool index time	0,15 sec
Y-axis movement	100 mm
Rapid feed (X/Z)	20/24 m/min
Machine weight	6000 kg



2012 Mori Seiki NTX2000 Turn Mill Center

Twin spindles, Twin turrets, C-axis, Y-axis, B-axis, Bar feeder and parts catcher

Technical specifications

Spindle motor power	22 / 22 kW
Spindle speed	5000 rpm
Max turning diameter	390 mm
Chuck size	255 mm
Max turning length	1050 mm
Max bar capacity	65 mm
Max no of tools / live tools	12+12 / 12+12
Max live tool speed	5000 rpm
Tool index time	0,15 sec
Y-axis movement	160 mm
Rapid feed (X/Z)	20/24 m/min
Machine weight	11600 kg



2014 Mori Seiki NVX5080 Vertical Maching Center

Technical Specifications

Spindle Speed	12000 rpm
Spindle motor power	15 kW
Table Size	1100 x 600 mm
X-axis movement	800 mm
Y-axis movement	530 mm
Z-axis movement	510 mm
Distance spindel nose – Table surface	150 - 660 mm
Tool magazine capacity	30 tools
Rapid feed X, Y and Z axis	30/30/30 m/min
Machine weight	7000 kg



2006 DOOSAN Mynx 540 Vertical Machining Center (2 machines)

Technical Specifications

Spindle Speed	8000 rpm
Spindle motor power	15 kW
Table Size	1200 x 500 mm
X-axis movement	1020 mm
Y-axis movement	510 mm
Z-axis movement	625 mm
Distance spindel nose – Table surface	150 - 775 mm
Tool magazine capacity	24 tools
Rapid feed X, Y and Z axis	30/30/24 m/min
Machine weight	7000 kg



2013 Mori Seiki NH5000 Horizontal Machining Center 2 pallet stations, 500x500mm, 60 tools ISO40

Tecnical Specifications

Spindle Speed	12000 rpm
Spindle motor power	30 kW
Pallet Size	500 x 500 mm
X-axis movement	730 mm
Y-axis movement	730 mm
Z-axis movement	850 mm
Tool magazine capacity	60 tools
Rapid feed X, Y and Z axis	50/50/50 m/min
Machine weight	12900 kg



2014 Mori Seiki NHX5500 Horizontal Machining Center 2 pallet stations, 500x500mm, 100 tools ISO50

Tecnical Specifications

Spindle Speed	8000 rpm
Spindle motor power	40 kW
Pallet Size	500 x 500 mm
X-axis movement	800 mm
Y-axis movement	800 mm
Z-axis movement	880 mm
Tool magazine capacity	100 tools
Rapid feed X, Y and Z axis	60/60/60 m/min
Machine weight	15000 kg



2009 Mori Seiki NMV5000 5-axis Machining Center Full simultan 5-axis, 61 tools, 70Bar coolant

Tecnical Specifications


Spindle Speed	12000 rpm
Spindle motor power	18,5 kW
Table Size	Ø500 mm
X-axis movement	730 mm
Y-axis movement	510 mm
Z-axis movement	510 mm
Tool magazine capacity	61 tools
Rapid feed X, Y and Z axis	50/50/40 m/min
Machine weight	13000 kg



2019 Mori Seiki NHX5500 W/Pallet Magazine

Technical Specifications

Spindle Speed	8000 rpm
Spindle motor power	40 kW
Pallet Size	500 x 500 mm
X-axis movement	800 mm
Y-axis movement	800 mm
Z-axis movement	880 mm
Tool magazine capacity	100 tools
Rapid feed X, Y and Z axis	60/60/60 m/min
Machine weight	15000 kg



2019 CMZ TX52Y2 + TX66Y2 Turning Center (2 Machines)

Technical Specifications


Spindle motor power	18,5 kW
Spindle speed	5000/6000 rpm
Max turning diameter	255 mm
Chuck size	6"/8"
Max turning length	600 mm
Max bar capacity	52/65 mm
Max no of tools	72
Tool index time	0,1 sec
Rapid feed (X/Z)	20 m/min
Machine weight	9600 kg



2017 Mori Seiki NTX 2000, Stock Machine

Technical Specifications


Spindle motor power	22 / 22 kW
Spindle speed	5000 rpm
Max turning diameter	390 mm
Chuck size	255 mm
Max turning length	1050 mm
Max bar capacity	65 mm
Max no of tools / live tools	12+12 / 12+12
Max live tool speed	5000 rpm
Tool index time	0,15 sec
Y-axis movement	160 mm
Rapid feed (X/Z)	20/24 m/min
Machine weight	11600 kg



2016 Mori Seiki NLX-2500/700

Technical specifications

Spindle motor power	18,5 kW
Spindle speed	4000 rpm
Max turning diameter	366 mm
Chuck size	255 mm
Max turning length	700 mm
Max bar capacity	80 mm
Max no of tools / live tools	24 / 12
Max live tool speed	10000 rpm
Tool index time	0,1 sec
Rapid feed (X/Z/Y)	30/30/10 m/min
Machine weight	7200 kg



2013 AgieCharmilles Cut20P Wire-EDM (Trådnistmaskin)

Tecnical Specifications

Work Table Area	900 x 680 x 250 mm
X-axis movement	350 mm
Y-axis movement	250 mm
Z-axis movement	250 mm
Wire Diameter	Ø 0,25 mm
Machine weight	3000 kg



2009/2010 Kasto Twin A3 Bandsaw (2 machines)

Tecnical Specifications


Capacity round bar	Ø330 mm
Capacity square	330 x 430 mm
Max feed length	600 mm
Cutting Speed	12-120 m/min
Motor Power	5,5 kW
Machine weight	4150 kg



2017 Bianco B350 Bandsaw

Tecnical Specifications

Capacity round bar	Ø260 mm
Capacity square	210 x 345 mm
Max feed length	600 mm
Cutting Speed	35-70 m/min
Motor Power	1,1 kW
Machine weight	520 kg



2011/2013 Laserberg Vega, YAG-Laser for marking (2 machines)

Tecnical Specifications

Marking area L x W	500 x 400 mm
Motorized X/Y-table and height (Z)	



2013 Carl Zeiss Contura (CMM Målemaskin)

Tecnical Specifications

Work Table Area	900 x 680 x 250 mm
X-axis movement	700 mm
Y-axis movement	700 mm
Z-axis movement	600 mm



HANEL Leanlift (4 lifts)

Tecnical Specifications

Size L x W x H	2400 x 3000 x 8000 mm
Shelf Size	1800 x 800 mm
Weight Capacity / Shelf	500 Kg
Weight Capacity / Lift	35000 Kg



2019 Omron TM5-700

Kommer 2019.

